

## Term 3 Week 10 Spelling Lists

Group 1

Group 2

why

anchor

buy

chorus

cycle

echo

rhyme

scheme

July

character

apply

technical

reply

above

comply

ahead

supply

afraid

identify

attach

typhoon

amazed

python

applause



# <sup>2</sup>**THE CAUTIOUS CARNIVAL**

We take your safety seriously, so you don't have to worry! The bumper cars have extra bumpers! Our giant slide is regular size! We've put additional brakes on the roller coaster! The only thing you need to be thinking about is having fun!

Visit sideshow alley and play our carnival games!\* We've got:

- Gone Fishin'
- Ball Toss
- Drop the Ball!
- Spin a Winner



Free  
bubblewrap  
jumpsuit on  
arrival!

## **RIDE TICKET PACKAGES**

### **SAFETY GOGGLE PACK**

10 ride tickets.  
One pair of safety goggles included.

**\$15**

### **HELMET PACK**

20 ride tickets.  
One helmet included.

**\$35**

### **HIGH-VIS VEST PACK**

35 ride tickets.  
One high-vis vest included.

**\$50**

\*We play all the games for you to minimise any risk of injury. Fictional event and products only.

Name: \_\_\_\_\_

Date: \_\_\_\_\_

## The Cautious Carnival

1. What carnival games are at The Cautious Carnival?

- a) \_\_\_\_\_
- b) \_\_\_\_\_
- c) \_\_\_\_\_
- d) \_\_\_\_\_

2. How many ride tickets do you get in a Helmet Pack?

\_\_\_\_\_

3. What does 'cautious' mean?

\_\_\_\_\_

4. What makes you think that the carnival is being extra cautious?

\_\_\_\_\_

\_\_\_\_\_

\_\_\_\_\_

5. Do you think you would have fun at The Cautious Carnival? Why or why not?

\_\_\_\_\_

\_\_\_\_\_

\_\_\_\_\_

6. Design a new ride or attraction for The Cautious Carnival. Write an exciting description that makes people want to experience it.

\_\_\_\_\_

\_\_\_\_\_

\_\_\_\_\_

\_\_\_\_\_



## Grammar Activity 1 – Punctuating Sentences

Rewrite each sentence using the correct punctuation.

1. tomorrow will be a fantastic day
2. jack hit the cricket ball over the fence
3. lake Illawarra south is the best school
4. what time will dinner be
5. stop that right now



# WRITING PROMPT

2




If you could visit anywhere in the world using Virtual Reality, where would you visit and why? What do you think you would see? Use your senses.

# Multiplication facts – 3 times table

Practise your 3 times table.

- 1** Use this array to complete the 3 times table:



$$\begin{array}{l} 1 \times 3 = \square \\ 2 \times 3 = \square \\ 3 \times 3 = \square \\ 4 \times 3 = \square \\ 5 \times 3 = \square \\ 6 \times 3 = \square \\ 7 \times 3 = \square \\ 8 \times 3 = \square \\ 9 \times 3 = \square \\ 10 \times 3 = \square \end{array}$$

- 2** Now try them mixed up:

a $3 \times 3 = \square$	b $8 \times 3 = \square$
c $7 \times 3 = \square$	d $10 \times 3 = \square$
e $2 \times 3 = \square$	f $4 \times 3 = \square$
g $5 \times 3 = \square$	h $6 \times 3 = \square$
i $9 \times 3 = \square$	j $1 \times 3 = \square$

- 3** Alfred is an alien from the Planet Trampoline. The surface of Planet Trampoline is like walking on a trampoline. That's why Alfred and all his race of aliens need 3 legs for extra balance. They also have 3 fingers on each hand and 3 eyes.

- a How many legs for:

6 aliens?

$$6 \times \square = \square$$

4 aliens?

$$4 \times \square = \square$$

- b How many eyes for:

3 aliens?

$$\square \times \square = \square$$

10 aliens?

$$\square \times \square = \square$$

- c How many fingers on one hand for:

9 aliens?

$$\square \times \square = \square$$

5 aliens?

$$\square \times \square = \square$$





Are you feeling tired? Are you wishing there was another way to get around?  
*There is another way!*



The Hovering Hoverboard allows you to hover to wherever you need to go! You will hover along with nothing but air separating you and the ground.

**IT'S SO EXCITING!**

Using your Hovering Hoverboard is easy!  
All you need is a friend or family member to help you on to the board and to turn it on for you.

INTRODUCING

**THE HOVERING HOVERBOARD**

STOP WALKING  
AND START HOVERING  
TODAY

FOR ONLY **\$250!**

Don't forget your helmet, mouthguard, protective eyewear, gloves, elbow pads, knee pads and closed-in shoes.  
Wearing long clothing to cover your arms and legs is also strongly recommended.

We do not take responsibilities for any injuries caused by the Hovering Hoverboard. No training on how to use this product is offered. Fictional product only.



Name: \_\_\_\_\_

Date: \_\_\_\_\_

## The Hovering Hoverboard

1. List three things from the advertisement that lead you to believe that the Hovering Hoverboard is unsafe.

1. \_\_\_\_\_

2. \_\_\_\_\_

3. \_\_\_\_\_

2. Why do you think the advertisement suggests safety equipment, but the picture does not show the rider wearing any?

\_\_\_\_\_

\_\_\_\_\_

\_\_\_\_\_

3. Does the Hovering Hoverboard sound like an easy product to use? Give reasons for your answer.

\_\_\_\_\_

\_\_\_\_\_

\_\_\_\_\_

4. If you and a friend were both wanting to go somewhere on your Hovering Hoverboards, could you do that together? Give reasons for your answer.

\_\_\_\_\_

\_\_\_\_\_

\_\_\_\_\_

5. Would you like to get a Hovering Hoverboard? Give reasons for your answer.

\_\_\_\_\_

\_\_\_\_\_

\_\_\_\_\_

## Grammar Activity 2 – Punctuating Sentences


Rewrite the following using the correct punctuation.

1. how long do we have before the bell goes
2. i have soccer training after school
3. after dinner I will have dessert
4. i will see you on the weekend
5. jacqueline nate and noah played basketball at lunch

# Multiplication facts – 6 times table

Practise your 6 times table. Did you know that we can use  $\times 6$  for short? So  $\times 6$  just means 6 times table, just as  $\times 3$  means 3 times table.

- 1 Use this array to complete the 6 times table:**



$$\begin{array}{l} 1 \times 6 = \square \\ 2 \times 6 = \square \\ 3 \times 6 = \square \\ 4 \times 6 = \square \\ 5 \times 6 = \square \\ 6 \times 6 = \square \\ 7 \times 6 = \square \\ 8 \times 6 = \square \\ 9 \times 6 = \square \\ 10 \times 6 = \square \end{array}$$

- 2 Fill in the missing numbers:**

$$\begin{array}{l} \text{a } \square \times 6 = 54 \\ \text{b } \square \times 6 = 36 \\ \text{c } \square \times 6 = 18 \\ \text{d } \square \times 6 = 24 \\ \text{e } \square \times 6 = 60 \\ \text{f } \square \times 6 = 12 \\ \text{g } \square \times 6 = 48 \end{array}$$

- 3 Complete this table by recalling the 3 times table. Then complete the 6 times table. Can you see how the 3 times table helps with the 6?**

	3	8	2	5	9	10	6
$\times 3$							
$\times 6$							

- 4 Solve these problems.**

**a** I saved \$7 every week over 6 weeks.  
How much did I save in total?

$$\square \times \square = \square$$

**b** 8 pencil cases had 3 blue pens in each.  
How many blue pens are there in total?

$$\square \times \square = \square$$

**c** 9 classes each baked 6 cakes for the school fundraiser. How many cakes were baked in total?

$$\square \times \square = \square$$



The theme for Fruit and Vegetable Month 2021 is:


## ***Festival Fruit & Veg!***

It celebrates the amazing contribution fruits and vegetables make to our health, our planet's health and our livelihoods!

To celebrate Fruit and Vegetable month, we are inviting all families to join in our

### ***Fruit & Veg pun fun!***

Fruit and vegetable names make excellent puns! Can you use a fruit or vegetable related pun and show its use in a sentence or create an image.



Remember to upload to your See Saw or Google Classroom and don't forget to upload a picture of yourself dressed up as your favourite fruit or veg on Tuesday.

*Q: What do you call a group of strawberries playing the guitar?*

*A: A jam session*

Have you ever wondered what your dog's barks really mean?  
**WONDER NO MORE!**

## INTRODUCING THE INCREDIBLE **CANINE COMMUNICATION COLLAR!**

Canine Communication Collar's  
ground-breaking  
bark-recognition technology will  
translate your dog's woofs,  
barks and bow-wows into  
whatever language you choose!

.....

Don't spend another day  
second-guessing your best  
friend's needs. Order your Canine  
Communication Collar today for  
the introductory price of

**\$99**

Have more than one dog?  
For a limited time only, order  
one collar and receive

**50% OFF**

your second purchase!



 teachstarter

\*Fictional product only.

**Clear communication with your canine is only a collar away!**



Name: \_\_\_\_\_

Date: \_\_\_\_\_

## Canine Communication Collar

1. Who is the target audience for this advertisement?

---

---

2. What does Canine Communication Collar's ground-breaking bark-recognition technology do?

---

---

3. *Don't spend another day second-guessing your best friend's needs.*  
Why do you think the words 'best friend' have been used in this statement?

---

---

4. *For a limited time only, order one collar and receive 50% off your second purchase!*  
Why do you think this special offer is included in the advertisement?

---

---

5. If you had a dog, would you buy a Canine Communication Collar? Give reasons for your answer.

---

---

---

---

## Grammar Activity 3 – Punctuating Sentences


Rewrite the following using the correct punctuation.

1. you're the best
2. when do we have lunch
3. look out
4. i'm the tallest person in Stage 2 said James
5. I can't wait to swimming i can do backstroke freestyle and butterfly

# Multiplication facts – 9 times table

Practise your 9 times table.

1 Use this array to complete the 9 times table:



1 × 9 =

2 × 9 =

3 × 9 =

4 × 9 =

5 × 9 =

6 × 9 =

7 × 9 =

8 × 9 =

9 × 9 =

10 × 9 =

2 Complete these × 9 facts. Look out for turnarounds.

a 3 × 9 =

b 9 × 4 =

c 6 × 9 =

d 2 × 9 =

e 9 × 5 =

f 1 × 9 =

3 Find the cost of these items:

a 6 fruit salads =

b 4 banana splits =

c 3 mango juices =

d 5 fruit salads =

e 3 banana splits =

f 7 mango juices =



## **S2 PE Week 10 Term 3**

**Learning intentions-** For students to combine movement skills and concepts to effectively create and perform movement sequences.

**Skill focus-** See attached Skill Card for The Slide Step

### **Activity 1- Just Dance- Swish Swish**

**Link To Activity-** <https://www.youtube.com/watch?v=xB8skg70PdE>

Enjoy warming your body up by following the fun dance movements in the Just Dance Swish Swish video.

### **Activity 2- Line Dancing- Nutbush City Limits**

**Link To Activity-** <https://www.youtube.com/watch?v=qHqzjQty7aY>

A line dance is a choreographed dance in which a group of people dance along to a repeating sequence of steps while arranged in one or more lines or rows. You can dance along by yourself or ask some family members to join you in a line.

- 1.Right leg tap to the side x2
- 2.Left leg tap to the side x2
- 3.Right leg tap behind x2
- 4.Left leg tap behind x2
- 5.Right knee tap left elbow x2
- 6.Left knee tap right elbow x2
- 7.Right leg single kick
- 8.Left leg single kick
- 9.Jump out/in x2, ¼ turn to the right
- 10.Repeat

### **Activity 3- Australian Bush Dance- Heel Toe Polka**

**Link To Activity-** [https://www.youtube.com/watch?v=K8J\\_2BeeUFM](https://www.youtube.com/watch?v=K8J_2BeeUFM)

Bush dances are a style of dance from Australia. The Heel Toe Polka is a lot of fun and easy to follow. You can dance along by yourself or ask a family member to join in with you and be your partner.

- 1.Using your right foot tap your heel, toe, heel, toe then **slide** four steps to the right (**see skill card below**)
- 2.Using your left foot tap your heel, toe, heel, toe then **slide** for steps to the left
- 3.Right hand claps with your partner x3
- 4.Left hand claps with your partner x3
- 5.Both hands tap your thighs x3
- 6.Place your right arm inside your partner's right arm and skip around in a circle back to where you started
- 7.Repeat

### **Activity 4- Athletics Lesson- Sprinting Level 1 and 2**

**Link To Activity-** [https://www.youtube.com/watch?v=Rn\\_09P1KUd4](https://www.youtube.com/watch?v=Rn_09P1KUd4)

With your parents permission mark out an imaginary ladder by using chalk on concrete outside or by using tape on the floor in your house. Practise your sprinting (agility and speed) skills by using your imaginary ladder and by following the instructions in the video.

- 1.Drive your right knee up in the air while moving left arm forward x10
- 2.Drive your left knee up in the air while moving left arm forward x10
- 3.Move through the ladder by placing both feet in each section of the ladder x5

### **Activity 5-Fundamental Movement Skills- Dynamic Balance**

**Link To Activity-** <https://www.youtube.com/watch?v=Cb6xga1SJXQ>

Place a piece of string or tape about 3-5 metres in length in a straight line on the floor. Practise your balancing skills by following the instructions for each level below.

**Level 1-** Walk forward along the line by placing one foot in front of the other foot. Arms are stretched out wide. Look ahead by keeping your chin up.

**Level 2-** Try walking backwards along the line by placing one foot behind the other foot. Arms are stretched out wide. Look ahead by keeping your chin up.

**Level 3-** Place an item on your head (beanbag, book, pencil case) Try to reach the end of the line without dropping the item you are balancing on your head. Remember to place one foot in front of the other foot, keep your arms stretched out wide and look ahead by keeping your chin up.

### **Activity 6-Yoga Lesson 3- Mindfulness and Breathing Activities**

**Link To Activity 3-** <https://www.youtube.com/watch?v=KRpUfHBREis>

Move your body by mirroring the following yoga poses in the video. Focus on your breathing remembering to breathe in through your nose and out through your mouth.

1. Warrior Pose 1- Right foot forward, then left foot forward
2. Reverse Warrior Pose- Right foot forward, then left foot forward
3. Warrior Pose 2- Right foot forward, then left foot forward
4. Humble Warrior Pose- Right foot forward, then left foot forward

### Discussion Questions

1. Which dance activity did you like the best? Why?
2. Were you able to walk in a straight line while balancing an object on your head?
3. What actions helped you keep your balance when walking along the straight line?
4. Were you able to increase your speed and agility during the sprinting activity?
5. Did your body begin to calm down during the yoga activity? How do you know?

### Extension Activity 1- Make A Video

Video yourself performing the Nutbush or the Heel toe Polka. For extra fun you could dress up in a cowboy or cowgirl outfit. For even more fun ask some family members if they would like to be a part of the video. Send the video to your classroom teacher.

### Extension Activity 2- Just Dance-Gangnam Style

Link To Activity- [https://www.youtube.com/watch?v=ZdVPZ\\_0IJrI](https://www.youtube.com/watch?v=ZdVPZ_0IJrI)

Have fun moving your body and dancing along to the Gangnam Style Just Dance video.


### Skill Card- The Slide Step


# "SLIDE STEP"

✓ **TAKE A STEP SIDEWAYS  
WITH THE FOOT  
CLOSEST TO THE  
DIRECTION YOU ARE  
MOVING**

✓ **AFTER STEPPING WITH  
THIS LEAD FOOT DRAW  
THE OTHER FOOT  
TO THE LEAD FOOT**

✓ **CONTINUE THIS MOTION**





Name \_\_\_\_\_

Date \_\_\_\_\_

## Ducks in Space

**Read the following questions and statements. Using inference or prediction, answer the questions below. Remember to write your answer in full sentences. W**

1. Where is the robotic duck taking the plate of food?

\_\_\_\_\_

2. What will happen if the cleaning duck sweeps up the spider?

\_\_\_\_\_

3. How is the captain of the ship feeling?

\_\_\_\_\_

4. Why is the duck on the right-hand side of the picture saluting?

\_\_\_\_\_

5. What do you think the surrounding ships in space are doing?

\_\_\_\_\_

6. What is the destination of the spaceship?

\_\_\_\_\_

7. What do the controls under the captain's fist do?

\_\_\_\_\_

8. What is the control station in front of the captain used for?

\_\_\_\_\_

## Grammar Activity 4 – Punctuating Sentences

Rewrite the following using the correct punctuation.

1. i like soccer hockey basketball and swimming
2. after finishing my homework I played a game
3. i'm sorry that I broke the window cried sally.
4. That ball belongs to me
5. when the bell rings it's time to go home



# Volume and capacity – millilitres

Millilitres are used to measure small amounts of liquid.



A drop measures about 1 millilitre (mL)



A teaspoon holds about 5 mL



A cup is about 250 mL

**1** Based on the information above, how many millilitres are in:

a 15 raindrops  mL

b 26 raindrops  mL

c 2 cups of water  mL

d 4 cups of orange juice  mL

e 10 teaspoons  mL

f 6 teaspoons  mL

**2** Look carefully at the capacity of each of these items. Use numbers to order them from smallest to largest: 1 is the smallest, 7 is the largest.



**3** Based on the items in question 2, complete this table. Write down the capacity of each item and also how many more millilitres are needed to make 1 litre.

	Item	Capacity	How many more millilitres?
a	Shampoo		
b	Juice pack		
c	Soap		
d	Tomato sauce		



## Volume and capacity – millilitres

- 4 All of these capacities are parts of a litre. Draw a line to match them to the correct fraction of a litre:

500 mL

$\frac{1}{4}$  litre

750 mL

$\frac{1}{2}$  litre

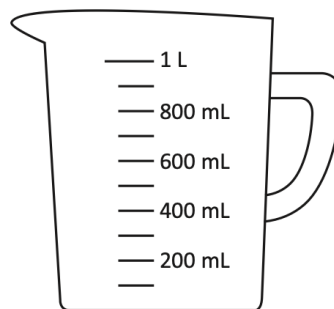
250 mL

$\frac{3}{4}$  litre

- 5 Connect each label to the correct place on the jug by drawing a line:

$\frac{1}{2}$  litre

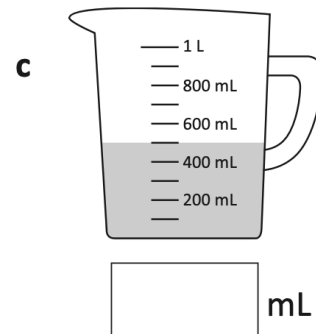
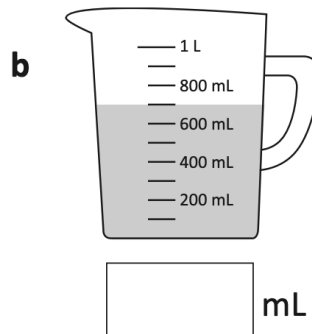
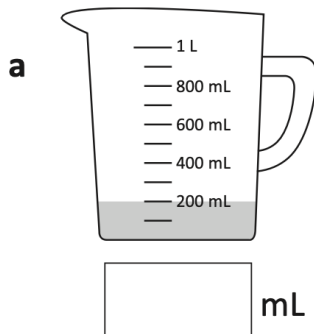
$\frac{3}{4}$  litre



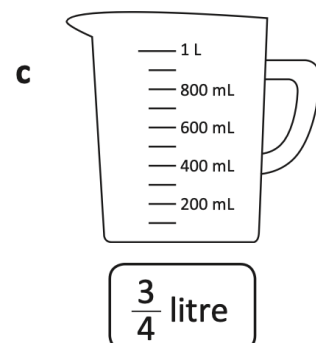
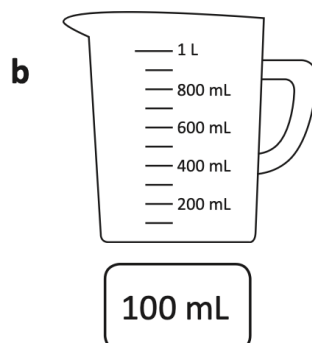
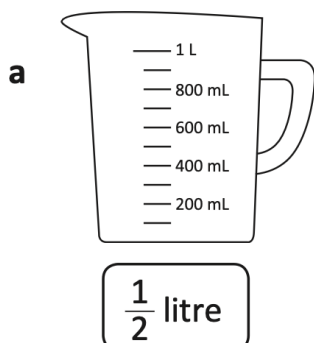
$\frac{1}{4}$  litre

$\frac{1}{10}$  litre

- 6 Label each container with the amount of liquid it has:




- 7 Show the amount of water in each jug:



## Diagonal joins

Trace the patterns. Turn them into fish.



Trace these letter pairs with diagonal joins.

te te ti ti tm tn tp tr tu ty  
ue ui um un un up ut ur uy



Most letters with  
diagonal joins meet at  
the top body line.

Put a dot to show the  
line where the letters meet.



Trace these words with diagonal joins.




sardine blenny anemone  
stingray marlin tuna

Trace and copy. Cross out the nonsense word.

deep keep sleep steep

lip hip tune dune mune

★ Fast Finisher Activities ★

Complete any tasks you have not finished so far this week. 🏁	View the live-cams at Taronga Zoo. <a href="https://taronga.org.au/taronga-tv">https://taronga.org.au/taronga-tv</a>	Complete a scratch activity. <a href="https://scratch.mit.edu/">https://scratch.mit.edu/</a>	Play a board game. 🎲	Create a google slides presentation on an animal of your choice. 🐯🐘	Practise your times tables. 
Play a card game. 🃏🃏🃏	Play a game of hand ball with your family or friends. 🏐	Listen to a podcast on a new topic. <a href="https://www.abc.net.au/kidslisten/programs/all-shows/">https://www.abc.net.au/kidslisten/programs/all-shows/</a>	Do a drawing lesson. <a href="https://www.youtube.com/results?search_query=kids+drawing+lessons">https://www.youtube.com/results?search_query=kids+drawing+lessons</a>	Read an interesting book. 📖	Write your spelling words pyramid style: hawk chemist technology
Write a message in morse code. <a href="https://morsecode.world/international/translator.html">https://morsecode.world/international/translator.html</a>	Complete a coding activity. <a href="https://code.org/learn">https://code.org/learn</a>	Write your spelling words graffiti style or in rainbow colours. 🌈	Act out a favourite story or play to your family or friends. 🎭👏	Dance to Just Dance. <a href="https://www.youtube.com/results?search_query=just+dance+kids&amp;sp=mAEB">https://www.youtube.com/results?search_query=just+dance+kids&amp;sp=mAEB</a>	Write as many words as you can that rhyme with one of your spelling words. ✍️
Write a letter to a friend or someone in your family. 📧	Learn 10 new words in another language. <a href="https://kidssearch.com/KidsTranslator.html">https://kidssearch.com/KidsTranslator.html</a>	Cook a new recipe with a family member. 👨‍🍳	Play Prodigy. <a href="https://www.prodigygame.com/main-en/">https://www.prodigygame.com/main-en/</a>	Learn how to juggle. 🎪	Make a crossword using your spelling words. 
Complete a typing activity. <a href="https://lakesouth.typingclub.com/">https://lakesouth.typingclub.com/</a>	Play charades with your family or friends. 	Play a game of touch footy or soccer with your family or friends. 🏈⚽	Turn your favourite book or movie into a comic strip. 📖🎬	Draw a picture of a magical creature. 🧙‍♂️	Create a google slides presentation on a famous athlete of your choice. 🏊🏃