


Stage 1 Work from Home Plan - Term 3, Week 10



Fruit and Vegetable Week

Monday	Tuesday	Wednesday	Thursday	Friday
Phonics/Spelling				
Learning Intention: To revise letters or combinations of letters that make a given sound in a word				
<p>Practise your sounds as you listen to the Australian Phonics Song https://youtu.be/8Q0VDDMFhvQ</p> <p>Phoneme Spotter Story - 'or' sound</p> <ul style="list-style-type: none"> • read The Fort • as you read, listen for the 'or' (as in 'for') sound • colour all the words that include the 'or' sound • circle the letter or combination of letters that make the 'or' sound in the word list 	<p>Practise your sounds as you listen to the Australian Phonics Song https://youtu.be/8Q0VDDMFhvQ</p> <p>Phoneme Spotter Story - 'er' sound</p> <ul style="list-style-type: none"> • read Bert and the Surf • as you read, listen for the 'er' (as in 'her') sound • colour all the words that include the 'er' sound • circle the letter or combination of letters that make the 'er' sound in the word list 	<p>Practise your sounds as you listen to the Australian Phonics Song https://youtu.be/8Q0VDDMFhvQ</p> <p>Phoneme Spotter Story - 'oo' sound</p> <ul style="list-style-type: none"> • read The Woods • as you read, listen for the 'oo' (as in 'book') sound • colour all the words that include the 'oo' sound • circle the letters or combination of letters that make the 'oo' sound in your word list 	<p>Practise your sounds as you listen to the Australian Phonics Song https://youtu.be/8Q0VDDMFhvQ</p> <p>Phoneme Spotter Story - 'ar' sound</p> <ul style="list-style-type: none"> • read On the Farm • as you read, listen for the 'ar' (as in 'car') sound • colour all the words that include the 'ar' sound • circle the letters or combination of letters that make the 'ar' sound in your word list 	<p>Practise your sounds as you listen to the Australian Phonics Song https://youtu.be/8Q0VDDMFhvQ</p> <p>Phoneme Spotter Story - 'oy' sound</p> <ul style="list-style-type: none"> • read Roy's Toys • as you read, listen for the 'oy' (as in 'boy') sound • colour all the words that include the 'oy' sound • circle the letters or combination of letters that make the 'oy' sound in your word list
Reading				
Learning Intention: To study character traits in a text				
<p>Logon to your reader/s</p> <ul style="list-style-type: none"> • choose a new book or a book you have previously enjoyed to read this week <p>Read along to - The Three Little Pigs (Childrens' book read aloud) https://youtu.be/jpEBv1GFte4</p>	<p>Read along to - The Three Little Pigs (Children's book read aloud) https://youtu.be/jpEBv1GFte4</p> <ul style="list-style-type: none"> • make a WANTED poster of the Big Bad Wolf - draw a picture of him so people know who to look out for - write a sentence to describe him underneath (don't forget to share the reward) 	<p>Read along to - The Three Little Pigs (Children's book read aloud) https://youtu.be/jpEBv1GFte4</p> <ul style="list-style-type: none"> • imagine there is a fourth little pig - what is their house made from? - describe the house 	<p>Read along to - The Three Little Pigs (Children's book read aloud) https://youtu.be/jpEBv1GFte4</p> <ul style="list-style-type: none"> • which of the characters is most like you? - why did you choose this character? 	<p>Choose your favourite part of your reader or the story of The Three Little Pigs</p> <ul style="list-style-type: none"> • read aloud to another person • record your reading on Seesaw • focus on punctuation and read with expression
Grammar				
Learning Intention: To revise and sort words into nouns, verbs and adjectives				
	<p>Three Little Pigs word search</p> <ul style="list-style-type: none"> • choose a colour for nouns, a colour for verbs and a colour for adjectives to complete the word search 	<p>Complete (your colour coded) Three Little Pigs word search</p>		

Writing	Learning Intention: To compare and contrast			
Handwriting	Learning Intention: To form letters correctly			
<p>Watch The TRUE Story of the 3 Little Pigs https://youtu.be/vB07RfntTvw</p> <p>Complete the 'Compare and Contrast' worksheet</p> <ul style="list-style-type: none"> write the name of each book in one of the rectangles at the top of the circles record the things that are different between the books in that circle record things that are the same in both books in the overlapping (middle) section 	<p>Tricky word - down</p> <ul style="list-style-type: none"> find the sight word and colour it read the story and underline your sight word read the sight word and put it into a sentence <p>Lower case letter writing practice</p> <ul style="list-style-type: none"> check your grip (alligator) complete your work using your neatest, most careful writing 	<p>Fact or Opinion</p> <ul style="list-style-type: none"> write whether each sentence is a fact or opinion on the line read your sentences aloud to check they make sense write one fact and one opinion from the story 	<p>Tricky word - this</p> <ul style="list-style-type: none"> find the sight word and colour it read the story and underline your sight word read the sight word and put it into a sentence <p>Upper case letter writing practice</p> <ul style="list-style-type: none"> check your grip (alligator) complete your work using your neatest, most careful writing 	<p>Finish and check your writing for this week</p> <ul style="list-style-type: none"> do sentences begin with capitals and end with full stops? are there spaces between words? does your writing make sense?

Maths **Learning Intention: To revise mathematical concepts using household items**

Maths with a cup of pasta (or anything similar you have at home)

- choose any number of activities to complete each day
- take a photo of your work and upload to Seesaw

Optional

- log onto Skoolbo and play a maths game of your choice



Maths with a cup of pasta

<p>How many different ways can you make 15?</p>				<p>Measure the length of objects using your pasta pieces.</p>
<p>Estimate how many pieces of pasta were in your cup.</p>	<p>Make a repeating pattern with your pasta pieces.</p>	<p>Weigh your pasta pieces. Estimate the weight of 20, 30 pieces etc</p>	<p>Make an array. 4 rows of 3, is there another way?</p>	<p>Measure the capacity of a box. 8 pieces of pasta fit in a match box</p>
<p>Tally your pasta pieces.</p>	<p>Put some pasta pieces into containers and write the number sentence.</p> <p>$10 + 8 = 18$</p>	<p>Measure the area of your lunchbox, book etc.</p>	<p>Count your pasta pieces by 1's</p>	<p>Count your pasta pieces by 2's, 5's etc</p>
<p>Group your pasta pieces by 5's (or any other number)</p>	<p>Can you make a symmetrical picture?</p>	<p>Make the numeral 10 (or any other numeral)</p>	<p>Share your pieces equally (If you can!)</p>	<p>Make some 2d shapes .</p>

Science Learning Intention: To design and test the strength of an object

The Three Little Pigs Design Challenge

- design a new house for the three little pigs to withstand the huff and puff of the big, bad wolf
- you can use any materials you like, such as, straws, matchsticks, blocks, sticks, sticky tape, blu-tack etc.
- build your house
- ask an adult to try blowing down your house
- how could you improve your house next time?
- take a photo of any or all of your creations to share







PE/Fitness Learning Intention: To incorporate elements of space, time, objects, efforts and people in creating and performing movement sequences

Follow Mrs Hockey's instructions and links for this week's fun and fitness!

Library Learning Intention: Library lesson with Mrs Wilmott

Listen to The Unwilling Twin by Freya Blackwood
<https://storyboxlibrary.com.au/stories>
Username: LakeSouth
Password: LISPS
OR
Read a story of your choice with someone in your family
Complete activity: Imagine you had an unusual pet.
Write or draw the animal you'd choose as a pet and write 3 sentences to explain your choice.

<p>PDH</p> 	<p>Learning Intention: To keep safety in mind when near the water</p> <p>The theme for Fruit and Vegetable Month 2021 is:</p> <p style="text-align: center;">Festival Fruit & Veg!</p> <p>It celebrates the amazing contribution fruits and vegetables make to our health, our planet's health and our livelihoods!</p> <p>To celebrate Fruit and Vegetable month, we are inviting all families to join in our Fruit & Veg pun fun!</p> <p>Fruit and vegetable names make excellent puns</p> <div style="display: flex; justify-content: space-around; align-items: center;">    </div> <p>Can you use a fruit or vegetable related pun and show its use in a sentence or create an image?</p>
<p>CAPA</p>	<p>Learning Intention: To use rhythm and percussion in bucket drumming</p> <p>Activity 1</p> <p>Go to Art for Kids Hub</p> <ul style="list-style-type: none"> • watch How to Draw the three Little Pigs https://youtu.be/V0x-velHLvo • add your own fourth little pig in the same style <p>Activity 2</p> <p>Our amazing school chaplain, Elise Hellyer, has made a bucket drumming video for you to enjoy</p> <ul style="list-style-type: none"> • collect your buckets and drumsticks • go to the video on Seesaw • have a blast!