



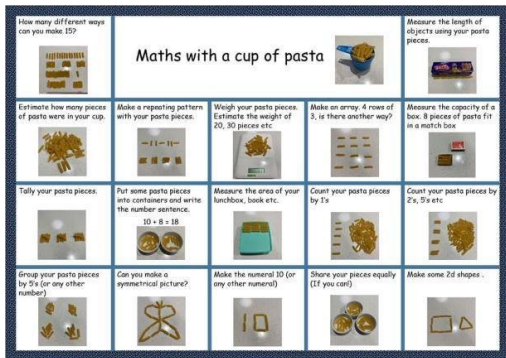
Stage ES1 - Learning from Home Plan - Term 3, Week 10

Monday	Tuesday	Wednesday	Thursday	Friday
Phonics Learning Intention: To read, write and recognise taught sounds.				
<ul style="list-style-type: none"> ● Recite the alphabet (letter names) then say the SOUND each letter makes <li style="text-align: center;">or ● listen and sing along to Australian Phonics Song https://youtu.be/8Q0VDDMFhvQ 	<ul style="list-style-type: none"> ● Recite the alphabet (letter names) then say the SOUND each letter makes <li style="text-align: center;">or ● listen and sing along to Australian Phonics Song https://youtu.be/8Q0VDDMFhvQ 	<ul style="list-style-type: none"> ● Recite the alphabet (letter names) then say the SOUND each letter makes <li style="text-align: center;">or ● listen and sing along to Australian Phonics Song https://youtu.be/8Q0VDDMFhvQ 	<ul style="list-style-type: none"> ● Recite the alphabet (letter names) then say the SOUND each letter makes <li style="text-align: center;">or ● listen and sing along to Australian Phonics Song https://youtu.be/8Q0VDDMFhvQ 	<ul style="list-style-type: none"> ● Recite the alphabet (letter names) then say the SOUND each letter makes <li style="text-align: center;">or ● listen and sing along to Australian Phonics Song https://youtu.be/8Q0VDDMFhvQ
Show Ms Perceval and Ms Roberts what you have learnt: <ul style="list-style-type: none"> ● Independently write the first sound of each picture using 'First Sound Worksheet 1'. 		Show Ms Perceval and Ms Roberts what you have learnt. <ul style="list-style-type: none"> ● Independently write the first sound of each picture using 'First Sound Worksheet 2'. 		Show Ms Perceval and Ms Roberts what you have learnt. <ul style="list-style-type: none"> ● Independently write the sounds of each picture using the 'CH or SH Worksheet'

Spelling/Sight Words Learning Intention: To recognise, read and write sight words.				
Words we have learnt this term: no, go, make, home, play, they, have, said, she, that, this, much, children, the, was, he, help, make	Choose a different daily activity from the 'Sight Word Activity' worksheet and highlight when complete.			
Reading Learning Intention: To develop skills and strategies to assist in accessing and making meaning from printed text				
<ul style="list-style-type: none"> ● Read your reader provided in your pack or online. ● Listen and read along to 'The Three Little Pigs'. http://youtu.be/HtHjB6rRmQc 	<ul style="list-style-type: none"> ● Re-read your reader provided in your pack or online. ● Listen and read along to 'The Three Little Pigs'. http://youtu.be/HtHjB6rRmQc 	<ul style="list-style-type: none"> ● Re-read your reader provided in your pack or online. ● Listen and read along to 'The Three Little Pigs'. http://youtu.be/HtHjB6rRmQc 	<ul style="list-style-type: none"> ● Re-read your reader provided in your pack or online ● Listen and read along to 'The Three Little Pigs'. http://youtu.be/HtHjB6rRmQc 	<ul style="list-style-type: none"> ● Re-read your reader in your best reading voice. ● Record your reading and send to Ms Roberts or Ms Perceval. <i>We would love to hear you read!</i>

Writing Learning Intention: To develop the ability to retell a familiar text from different perspectives.				
<p>The Three Little Pigs is a fairytale that was written around 1840. That is nearly 200 years ago!!</p> <ul style="list-style-type: none"> Complete the sequencing sheet on 'The Three Little Pigs'. 		<ul style="list-style-type: none"> Listen to 'The True Story of the Three Little Pigs.' https://youtu.be/vB07RfntTvw Using the worksheet 'Compare and Contrast' both versions of 'The Three Little Pigs.' 		<ul style="list-style-type: none"> Using the worksheet provided rewrite your version of 'The Three Little Pigs'. <p>INDEPENDENT CHALLENGE: <i>How many sight words can you add to your writing?</i></p>
Handwriting Learning Intention: To write letters using correct orientation, size and pencil grip.				
<ul style="list-style-type: none"> Complete 'Lower Case Handwriting'. 	<ul style="list-style-type: none"> Write the alphabet in lower case letters. 	<ul style="list-style-type: none"> Complete 'Upper Case Handwriting'. 	<ul style="list-style-type: none"> Write the alphabet in upper case letters. 	<p>INDEPENDENT CHALLENGE: <i>Can you write the alphabet by yourself without looking?</i></p>

Mathematics Learning Intention: To write numbers up to 20 and beyond.				
<p>Counting</p> <ul style="list-style-type: none"> Independently write your numbers 1 to 10. 	<p>Counting</p> <ul style="list-style-type: none"> Independently write your numbers 10 to 1. 	<p>Counting</p> <ul style="list-style-type: none"> Independently write your numbers 1 to 20. 	<p>Counting</p> <ul style="list-style-type: none"> Independently write your numbers 20 to 1. 	<p>Counting</p> <p>INDEPENDENT CHALLENGE: <i>How far can you write your numbers up to? Can you write them backwards?</i></p>



Number

Choose a different activity daily and upload to Seesaw.

OPTIONAL – a fun activity you can play online.


- <https://toytheater.com/wind/>
- OR
- <https://toytheater.com/matching/>
- OR
- www.skoolbo.com.au

Science: Living Things**Learning Intention:** To design and make a shelter.**Experiment:**

- Imagine you are a Little Pig.
- You are to build a house that will withstand the 'Big Bad Wolf blow dryer'.

Instructions:

1. Use your imagination with materials and create a new house. You may even build more than one!
2. Write a prediction -I predict the wolf will blow my house down or I predict my house will stay standing.
3. Test the house to see if the 'Big Bad Wolf' (hair dryer, own breath or anything else that can create wind) can blow your house down.
4. Draw, take a photo or record and upload to Seesaw a before and after picture of your house.

**PE/Fitness****Learning Intention:** For students to practise and demonstrate movement skills and sequences using different body parts.


Please see attached sheets from Mrs Hockey's Physical Education lessons.



Choose the activities that best suit your day and record and upload to Seesaw if possible.

Library**Learning Intention:** Making connections with a character from narrative.

Listen to The Unwilling Twin – by Freya Blackwood

<https://storyboxlibrary.com.au/stories>

Username: LakeSouth

Password: LISPS

OR

Read a story of your choice with someone in your family.

Draw an amazing and inventive sandcastle.

Upload to Seesaw for Mrs Wilmott to mark.

PD/Health**Learning Intention:** Need of fruit/vegetables for a healthy lifestyle.

It is Fruit and Vegetable Month and the theme is **Festival Fruit & Veg!**

- To celebrate all students are being challenged to create a **Fruit & Veg pun!**
- Can you use a fruit or vegetable related pun and show its use in a sentence or create an image?

Fruit and vegetable names make excellent puns!

**Creative Arts****Learning Intention:** Retell a story using a familiar text.

- Colour and cut out the finger puppets provided or you can make your own.
- Using the finger puppets act out your own story of 'The Three Little Pigs.'

Record and upload to Seesaw.

